

Goat. track from Pitrofos to Menites, Andros, Greece. 19.5.06. 15/06
N37.82; E24.89. Coll. BAR & KB. Incubated 23.5.06. Holly oak, *Asphodel*,
Spartium, *Cistus*, *Ballota*, thyme etc.

24.5 - 27.5 Pilobolus Spores ellipsoid chest colourless
7-8 x 5.5 grey stalks ✓

2.6. Pilobolus crystallinus ✓ Ascobolus immersus pinardii

Sordaria sp. 21 x 10.5-11 broad gel.

Asci 17-18 wide funicata ✓

Lascothous concolor? ✓ check when mature

6.6. Asc. immersus f-sp 55 x 35 S. funicata ✓

L. anisoli ✓ sp. 19.5-20 x 11-11.5

Asci 22 diam x 150-160 setae < 130 long

horizontal excipular cells.

Copromus brownish sphaerocysts + acute setae 65 long

sp 9.5-10 x 3.5-4 - a bit Leptaneros ✓

small - check later.

10.6 C. Leptaneros ✓ sp 11 x 5

Cop. filamentifer ✓ five thin walled cuphal vel

sp v. dark.  6 x 5

26.6 extensive Pedospodaria fulvescens Stomata

20 Coprinus, sp. very dark ellipsoid 9.5-10 x 6

Some dark veil elements present?

check later.

Sch. tenuispora ✓ 4-sp 20-21 x 12-12.5

Sch. fuscata ✓

Sch. s. sp uniseriate 22-23 x 12.5-13

poor scales, aligned in vertical rows

vesticula ✓

4.7 Pedospora pleurospora ✓ 16-sp. 36-38 x 22

Doratomyces? spike 1100 x 19, grey-dark
head < 500 long. Spores 5 x 3.5 hyaline-
brownish, smooth stementis ○

Schizothecium (as 26.6) inflated ascus 22.5 x 40
uniseriate. sp 21 x 14.5-15 ✓

Coprinus altarensis ✓


11.7 Schizothecium as above ✓ sp. 22-22.5 x 13-13.5
probably vesticula s.l. minigularans?

16.7 Dactomyces ✓ Kobosmitana ✓

Sch. vestida ✓ 8. sp uniseriate, Row scales vertically ridged.
18 x 11.5

P. decipiens? ✓ 16. sp pleurospira ✓


Chaetium spiral rough scale, sp lineariform, undifferentiated - not recorded
grey 13.5 x 8

24.7 Cirri ♀ phoseliform reddish golden brown
Spores  10 x 5-6


Semi globose asci 8-sp. 19-20 x 16 -

only seen with hyaline spores. - ephemer. ✓

Sch. vestida ✓ 8 sp uniseriate 22-23 x 12.5-13
small scales + a few hairs

Cercophora with white unicephal verticillate
Asci  indistinct apical snout, but apical globose

vesmiform spores 32-38 long

 app. 32 long, equal in length


spores too small + asci tip not as complex. keys to Cosmophila in Europe, but

Asci wall opaque, carbonaceous polygonal small-celled.

15.8

Podospora ✓

Cerophora ✓

Cerc of golden reddish brown spores fused to
 asymmetrically fused  9-11.5 x 6-6.5
 No germ pores. No sign of asc
~~Gynosepor~~ Schwan orange asc glucose 8-10
 Spores smooth ellipsoid 4 x 2 neesii ✓

Dried with Cerophora, Gynosepor 15.8