

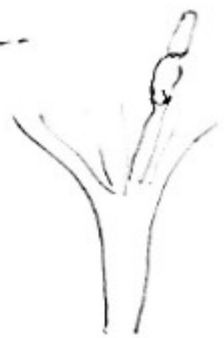
19.9 - 22.9 P. lobosus ± globose spores 10-16 diam
thin walled, yellow.

Sphaerosporus ✓

27.9 Vienndia-like structure, but conical and
long dark neck, Sp 7-10 x 3-3.5



825 long, + 10 subdisting thin.
Spine hooding from flared group of
plicates at tip, + suspended in
globule



Asciobas immersus ✓ primary, still clustered
immature spores 55 x 29

6.10 Podospira hypophita 8. sp deciplis ✓
v. long pedicel < 70 long Sp. 41 x 20-21

Asci with > 8 ? > 16 spores dark again

Pilobas sphaerosporus ✓
Schizothecium v. good & color sp 29 x 14.5
Conium ✓

Saccobas large < 500 diam, hyaline
3+3+2 mass 42 x 14 sp smooth 16-17 x 8


Podospira ✓ v. large appendiculate-like shape, but
spore narrower not like appendiculate 8. sp
single row looking apical appendage

12.10 Coprosma lanahli to main

Podospira fimiseda abundant sp SU x 32

also P. cyparissata immature - check color *

Sch. conicum ✓

25.10 Cop. schwezi 4 sp. to forest ashydia
Schwezi  a wta. not capitata < 50. sp. 9-9.5 x 5
Peltoides

Cop. lanahli unopened cap 7mm. 4 spores,
part-ht f. cystidia sp. ellipsoid 12.5-13 x 6.5 ✓
red caps

P. fimiseda (4) Sacc. vesicularis Sch. conicum ✓

Cop. ~~sexdecimspora~~ 2 sus 90-95 x 21
-100
Spores 11-11.5 x 8

~~Cop. stercoraria~~

4.11 Cop. reddish sphaeroid sp + Capitata color
primordia 2.5m high x 1.5 diam < 80 tall
Capitate to 13
< below.
cutus ✓

23.11 extensive white mycelium with basidia primordia?
no clamps?


6.12 Caproms ~~sterwilius?~~ ✓ (H)

Cap white 3 x 1.7 cm, still to expand. free ring. Stripe white, 6 x 1 cm, under below Cap convex-like, st brown at top

4-spored, not yet ripe. Veil scaly lamelli
OK, but check spores. 7.12 ¹⁴15-16 x 7-7.5

Cap. pellucida ✓

P. finiseida ✓


spores fit
C-complex better, but
what?

Pod. 8-sp bisserate

sp. 32 x 20-22



pedicel 29-32 x 6

spores not clearly visible - hint of

Asci 260 x 45-50, with tapering flexuous base below spore section

4, but not certain

e.g. communis - confirmed communis? ✓
in same sites, and everything else etc.

7.12 Sch. conicum ✓

Cap. pellucida ✓

P. communis - again 24 spores not clear.

14.12 Cap. pellucida ✓

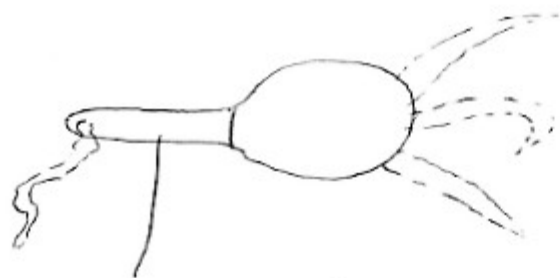
P. finiseida ✓

Caproms 8-sp apo brownish-yellowish.

Asci 90 x 16 cylindrical with short stalk. sp 11-11.5 x 7
ellipsoid pores thin, st yellowish, st circinate
off. blue

23.12

Pod. Cammus



29-32 x 6

Sp 32-36 x 19-22.5

hirsute

Dred 23.12 in port cadita
 ht P. cammus present. Cop. bellwides present
Cop. stegophilus Haller,