


19.9 - 22.9 - Piptocarpus leptota ✓ 2 sp. and head cells

27.9 Pale Ascidia pinnata, scurfy exterior.

Telebia ~~St. Carus~~ ✓ P. leptota ✓

Sp. Sp. fragments of minima or the tapered equivalent

3.10 Ascidia Spores  (9-20 x 7-9)
apothecia yellow-green, scurfy exterior, < 2mm diam


Asci 200 x 20
small ed of range of spore size
(var B) hymenium blue in hb, but
not clearly confined to asci

5.10 P. leptota ✓ A. furcata ✓ Also white, small pinnata of albida?

Chaetium may head of coiled hairs, 4.5-5 wide
asci cylindrical Spores biriform 7-8 x 5-6
ca 80 x 8 of multicellum? (Dover)
straight hairs below.

13.10 Ascidia whitish-green, scurfy exterior

Spores smaller than above 16 x 8-7
cecosporium as above -175
Asci 220 x 16

26.10 Ascidium ✓ small pale ~~bluish~~ cylindrical apothecium
sp  16-18 x 8


See 3 + 13.10.

3.11 frag mented ~~sp. nexans~~ ? See below
14.12

23.11 Ascidium leprum ✓ single, var-corne
neither round-tipped asci. no very
polyspore

000 Leptocarpus ~~leptocarpus~~ ✓ 1 spore of 2 cells 16 x 6
all others frag mented - very round?
See below 14.12

Schizothecium f.sp. sp I triangular, in some views
alternating
+ interlocking in ascus 16 x 9.5
- 12.5

a few infused papillae at  perithecia small, with
side
if L. fabricata ? ✓
= roch-slaviansis See Daveni

8.12 - 14.12

theceum with frag mented spores ad immature
ham-like asci Preussia ? p.sca 45-50 x 19-20
ascos stripe ca 70 long. spores 4 celled/
26-28 x 6 funiculata ✓ Side

23.12

Diad 23.12