

Deer [white tailed] Hyytiala, For. Res. St. environs, Finland 61/04
 E24.28 N61.85. 18.8.04 [incubated 19.9.04]

19.9. Trich. Imake: Dark neck, translucent body
 Asci asci poly-sporid Podospore rhyssophila?

22.9 V. anohida f. imicola ✓

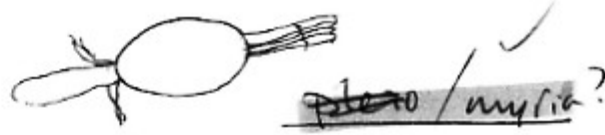
Cephus leptocentrus ✓ Scler & Sphaerocyst

sp  11-11.5 x 5

Schizothecium good Scler 8-sp. 24-25.5 x 12.5-13.5
 biserial comcom ✓

Imake perithecia as 19.9

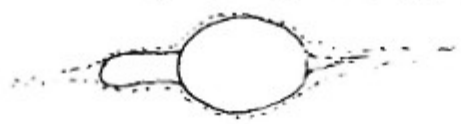
Podospore rhyssophila multispored 32? or 64?
 spores 29 x 16



Another sp 35-38.5 x 19.5-18.5 8-sp?
 Check later decipiens? ✓

27.9 V. f. imicola ✓ Cep. leptocentrus ✓

Scler Podospore, poly-sporid. Crown A-Scler at
 neck < 130 long, brown at base, pale towards
 blunt apex. Cylindrical, not aggregated Asci fused
 heavy below. Perithecia 13-16 x 5-6. sp 19-20.5 x 14



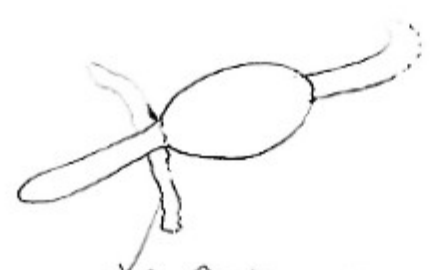
bifida ✓

Podospore rhizophtik sp $35^{-32} \times 17-18$

brown flexose hairy below more than

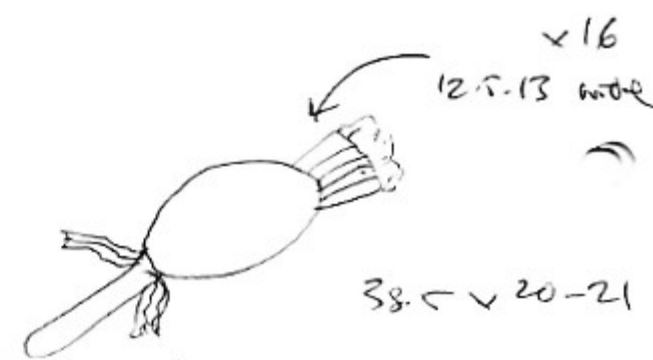
32 - Spred. - possible 64

upper cordal 6 wide $\times 19-20$



myriaspore

Podospore decipra 8-sp



$\times 16$
12.5-13 wide

38.5 \times 20-21

4.10 Sp. Leptenans ✓ V. finicola ✓

P. myriaspore ✓

Abundant some Podospore var aggregated hairs

Spore 19.5-22 \times 14-14.5 bifida ✓ (A)

P. decipra ✓

13.10 V. finicola ✓ Pod. 64-spred? > 32

Pod bifida ✓
white Saccobolus 3+7+2 grey
short spore 11 \times 6 87 frs

clumps disarticulating - many loose spores
about impossible to see against substrate background < 140 diam

Sp. minima tiny, immersed pseudotinea with
 \pm disarticulated spore 4 ER ca 32 \times 4.5-5

Asus 80 \times 16

lot of interstitial argmet or fast? deparachus ✓
< spore mass 32 \times 13 ✓

26.10 Abundant ~~leaves~~ ~~peritroca~~ P. bifida ✓

P. pleiospora ✓

S.11 Pod pleiospora ✓

Pod myrialepora ✓ >32 spores

narrow clump of
apical apothecia

No combination of
Pleiospora.

sp 29-32 x 13.5

Dried S.11 with Podospora
esp bifida, pleiospora ? or myrialepora