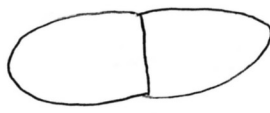


15.11.03. E2.62, N42.84. inc. 21.11.03

22.11 - 26.11 P. lobatus spores pale en masse
ellipsoid 7-8 x 4 crystalline ✓

30.11 P. lobatus crystalline ✓
Sordaria mostly immature sp. 21-22.5 x 11.2-11
spores large ellipsoid - not parallel-sided
good sel on the few fairly liberated spores
fin-cha ✓

check later.

4.12 Deltoidea  55-64 x 26-24
hardly casted, transverse septum 1-2 serate
st. pointed at top of one end. Suburaea?
57/03 Schizotheca Suburaea 4-sp good sales
sp 19-19.5 x 10.5

4.12 Tardobolus horsecell semi-wh-globose spore
8-9 x 9.5 seke up to 200 log. ✓
zucali

Sordaria good sel sp 19.5 x 12.5 fin-cha -

also layer perithecial, larger spore specimens immature?

Sporium ✓ ER immbel

12.12 P. whorls ✓ Sordaria ✓ T. whorls ✓
~~Coprinus stercorarius~~


Sp UER 48-51.5 x 9.5 sigmoid-chaetium. g. shth
 Asci 160 x 29. intermedia ✓


16.12 Cop. stercorarius ✓ Sp. intermedia ✓ T. whorls ✓

Telethium type fruit bodies, very dark chestnut.
 ♂ sp. hirsute ascus cylindrical, 45 x 8
 spores 6-7 x 3.5 KI-ve ✓

2.1.04 Coprinus non-fanctus? hyphae veil. peridium
 girth = 4 shape 2-3 wide x 20 veil hyphae
 ♂ diam, thin walled, others thicker walled, clamped?

Cop stercorarius ✓
 Sp. 4 ER 50-48 x 9 intermedia ✓

Sordaria v. good set elongated ellipsoidal spores
 14.5-20.5-21 x 10-11.5
 -22.5 

11.1 Cop. miser ✓ Plentiful Cop. stercorarius + Cop. fil/verm
 sp very dark  6 x 4 flavovires

Numerous small black teca - no contents

17.1 C. miser ✓ C. flavovires ✓
Codophorus canare ✓ sp 21-22 x 12.5

(Dried 24.1, with C. fil, C. miser, I. canare)