

~~Sheep~~ (?) Pine Forest, Cascades des Anglais, Col de Vizzarona, Corsica, Fr 10 April. Coll AMR & MT 6/01

42.12°N 9.10°E

Incubated 23 April

23.4

Stizothecium ✓

dark perithecia, w scales,

first slightly rugose upper portion and neck. S. spored.



19-21 x 10-11

uniseriate at maturity, biseriate when v. immature

Podospira

S-spored

35.5 x 20-21

biseriate

decipiens ✓

Asci tubercles + spine appendages etc.

Sporomella

4 ER

61-64 x 12-13

dragged from slit

Slit asus 370 x 32

Leveti-Spora ✓

Conocochlea ✓

19 x 16 x 9

very short setae

(ret obvious under stereo)

< 25 - 35

asci 140 x 160

+ 16-20

Scutigera

26.4

Schizothecium ✓

as above spores

19-20 x 11-11.5  
POT spine scales

Sporomella

4 ER

56-58 x 10  
biseriate

asci 190-220 x 26

Sporomella

4 ER

64-68 x 11

~~Leveti-Spora~~ ✓

Sporomella

4 ER

39-45 x 9

Leveti-Spora

analis ✓

2.5

Poo decipiens ✓

Spores 35-41.5 x 19

ly apperage

< 60

Sch. vestiana ✓

Sp. UER 45-48-51.5 x 8-9 Dregal g.s.

asci 160 x 22

Spores biserial

anteks

Conochale S. sp large ascad

19-22 x 13-15

x 8

Scare setae only < 20

Scabi-gena

rather flattened with more typical type

of size < 60

7.5

P. decipiens ✓

Sch. vestiana ✓

uniserial 17.5 x 10

Sp. intermedia

Podospira asymmetric setae

S. spred, biserial

immature spores

35 x 17.5

ly apperage but cylindrical

ca 20 x 5

Ascad body translucent

not seen again?

Coprinus

over - spores only

ca 7 x 7 x 5

no setae or stipes



Podospira

asymmetric setae, hairy below



16-spored

2-3 serial

sp. 32 x 17.5

See 14.5



6-7 x 3

asci 225 x 40

no apical

strophe

14.5 Coprinus miser

Sch. vestitica

T. nodulosa

22 x 8

brunnea X

Pod. decipiens ✓

Podospira ✓

? ~~Podospira~~ / ~~Ascom 16~~ - Spored with crown of non-aggregated hairs at neck < 125  
paler at acute tip, septate

Spores with germ pore at each end?

32-35 x 18-19

asci 270 x 10 no distinct apical stroke

15.5 Psittaca 650 x 275  
500 x 200  
525 x 300

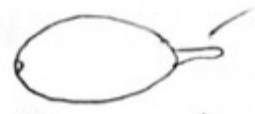
pyricium



Asci 340-315 x 65-70 16-spored

smaller (ascom) clavate with distinct tapered stalk

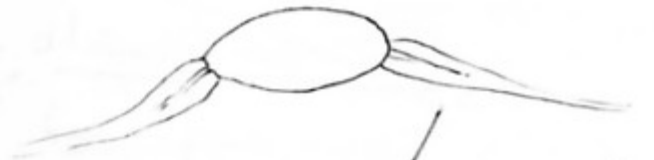
Spores 34-32 x 16 apical germ pore  
no 2nd seam - some with  
Ca 8-10 indistinct in young  
ascos?  
only faint halo around in II



whole spores with hyaline debris - teeth? around  
spore, (one) - embedded in gel rather than put  
of exospore? Some setae fasciated & excentric (never)

Plonium with similar apical heart also  
present 8. Spined ampullate rsc:

Spines  $32 \times 19-19.5$



cf Coballinum

ca 50 long,  
no fibrillar structure  
- central 'tube'  
excentric insertion

18.5 Pod. decipiens ✓

Sch. vesticator ✓

Can scutigera ✓

Pod. 16.sp. Peritrich 820 x 410, with brushy  
with single setae at neck < 60 long.

good lobeated spines with distinct pedicel, but no

Sign of any gelatinous sheath or appendages in II

in A20 kind of sheath surrounding dark cell

24.5 Cep. miser ✓

Can scutigera

P. decipiens ✓

Pod. 16.sp setae up to 200 sp 32-35 x 16-17

no 7 appendages in immature spines faint lobe in II

Ueb.

28.5 16-sp. Podospira Small 'empty' associated  
with exospore of black cell -  
2y gel remains?

Amnium ✓ immature Spores 32 x 18



4.6 Podospira ✓ 38.5 - 48 x 19 - 22  
Large Spores. 1y appedye < 60

Setae ~~perithecia~~ - 16 sp. Podospira ✓  
as before ascus 290 - 320 x 43  
Spores 32 x 19

Laesothra Small cylindrical apothecia, spores  
Setae 50 - 110 x Spores broad ellipsoid, uniserial  
19 - 19.5 x 12.5 - 13 Paras with rounded inflated tips  
Asc ca 16 diam. Clitella  
Conocheate ✓ Straight Setae at neck < 50,

Here have cre, then ring of darker, thicker,  
Simrose Setae < 40  
Spores distinctly discoid 16 - 17.5 x 8 - 9.5  
- 18.5

Sp. ✓ 4ER 48 - 51.5 x 8

10.6 Sp. anthracis ✓ Podospira 16-spored hairs < 150

Asc 220 - 240 x 35 - 38. Spores 32 - 35 x 16 - 17

Perithecia 680 tall x 400 dia  
- 950

gel with "Trichosporus"



Can. scabrigena ✓ Pod. decipies ✓

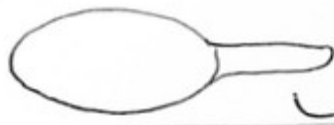
14.6 16-spaced Podospira Pod decipies ✓

20.6 Podospira ✓ 8 spaced, obscure baseate, clavate  
short setae at neck up to 25

Spiny  
(see 7.6)

50 x 25

↳ ascus apical  
structure



ca 20 x 6

This is prob. P. interstices see 25.6

Podospira 16-sp ✓ halo visible all round spine  
in I ink - no distinct smudge or margin

Sporangiella 8-spaced sp. 3rd cell 81. layer. all  
cells rounded ascus 190 x 30

baseate 48 x 13 ed-cells ± hemispherical.



Digonal g.slits - not v. distinct



black neck, washed thread  
body small ca 200 da

↳ not as casted as drawn.

25.6 Sp. antebis ✓ 16.sp Podospira - Pod. decipies ✓


Sp. Odonchis ✓ ascus 150-160 x 29 baseate  
sp 51-57-58<sub>61</sub> x 12.5-13-14

Podospira as 20.6 51.5-58 x 26 primary app short,  
st. tapered 20 x 7-9  
-22



↳ very faint, with cross mottled ca 16 wide.

Appendages strong well in weak IT for  
4mg Spores



210 x 30

intestinales ✓

3.7 Can scdigena ✓

Pod intestinales ✓

Protospa 16-sp ✓ hairs tend to aggregate.  
< 125-130 long.

Spores 30-32 x 16-17.5 by app. 6-8 x 2

10.7 P. intestinales sp. SE x 29 good 21  
gels

P. 16 sp. asur no apical structure  
apical sp.

Dried 10.7 with good

P. 16-sp

✓ P. intestinales