

whiptail O'Reillys,  
wallaby Lamington, Qld

28°11'24"S; 153°5'33"E 27.10.99 77/99

inc 3.12

6.12

white Cephus (?)

ca 250 diam S-spread

Spores ellipsoid hyaline

12.5-14.5 x 8-9

Paras hyaline, rot

capitate

asci

cul-dance

ca 110 x 20

hiserate

Sp.1

13.12

Albidus type

apo

18-19.5 x 9.5

(?)

family close cracks, asymmetric gel.

Paras rot capitate, in

pale greenish-yellow matrix

Ascobolus curvuli

Ascobolus (?)

roughly ornamented

spores - irregularly

coarsely, warty

and/or

perforate

ascospore

38-42 x 19.5-22.5

asymmetric gel.

invers

type ap.

v. dark purple

asci

80-90

diam

x 650-700

sect Dasydium

Sp.2

21.12

Cephus uniser

**PACKET**

Ascobolus

as about

asci

240 x 26-50



apo small, white

spores

19-20 x 9.5

albidus type pattern.

1-2 asym gel(s)

abundant green matrix

albidus

(hit for matrix?)

Ascobolus

✓

sect Dasydium

clearly, rot

mentally reversed,

**PACKET SLIDE**

ornamentation

more pronounced

at

pole

38.5-41 x 19-19.5



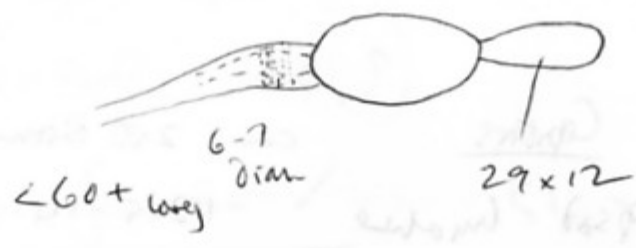
one side other side.

Sp.2

purple - brownish with age plus hyaline

Podospore ± immersed but for neck. Small black  
 tubercles at neck.  
 Sp 35-38.5 x 24-26

(?)



apical g.p.

8-spored, young spores distinctly clavate → separate  
 A30T



unresolved - could possibly be P. decimus  
 with uniserial apertures

no basal 2y  
 app seen

not many apical zys seen, even in India but

30.12

Schizothecium

Small scales, not numerous

32-spored?

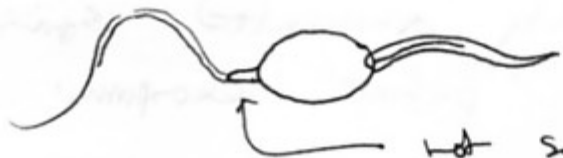
(?)

asci ca 320 x 90

spores 22.5 x 12.5-13

(difficult to count - a few more?  
 but not 64)

\*See 7.1.00



not sure about this -  
 difficult to see - ca 6-7 x 1-2

[only Anisum is leporinum  
 - but not leporinum parvum]

SLIDE

Lothophanes canens

21-22 x 12.5-13

ornamentation

Very, very fine.

SLIDE  
 PACKET

Sporocarpium

4T

32-29 x 5

asci v. long + tapering

~~pseudo~~  
~~leporinum~~

immersed, with long black emergent neck

cf leporina?

Ascogonia albidus

7.1.00 Cop stercoaria ✓

Schizotremis ✓ Semi-immersed 500 high x 260 diam  
500 x 290

Small colour of inflated scales around neck.

Asci clavate, broadest in middle 260-280 x 65-70

Spores 22-23 x 12.5-13 definitely 64 (ascos)

Still can't be sure about presence of

ly apperage - nothing obvious in immature

Spores in ascus

- yes ca 6 x 2  
thin, tapered



SLIDE

Sp. 1.

Podospora limicola ✓ S. spore 48 x 26

ly app long, st. paginated, enlarged at tip 35 long x 8 at top

Single radial uniaxial setae around neck, pale, obtuse, at tip < 70 long

Sporomella UT fragments parallel g.s.

long red cell pseudotetras. cells, walled 29 x 5 very uniform

Spores with tapering apical asci long stalked ca 110 x 13 cf Lepista

Lodophanes canens -

poor short, clavate apothecium v. small

Spores st. frigid 29 x 12-12.5

ca 250 diam good blue ink

13.1

Saccobolus yellow 4 x 2

mass 48 x 17

some cracks

spores

asci 120 x 35-40  
spores minutely verrucose with  
19.5-20 x 9.5 ✓

atrous

Phomatospora minutissima Spores 4.5-5 x 3

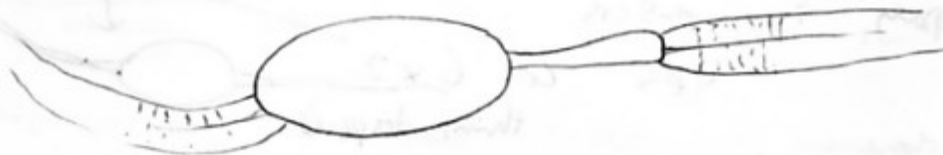
Ascobolus as before 38.5 x 22.5 Sp. 2

Schizo. 6u-spored, old

19.1 Podospira fimiseda ✓ 51 x 26

ly 32-38 long, st. smoky,  
clavate to tip.

Zys with hollow @ transverse warts



Dried 19.1 inhibited

+ AB :-

- Ascobolus albidus [p]
- Ascobolus sp. 2 [ps] ✓
- Coprotus sp. 1
- Iodophanus carneus
- Lasiobolus cuniculi
- Saccobolus citrinus
- Phomatospora minutissima
- Podospira fimiseda
- Schizothecium sp. 1 [s] (p)
- Sporormiella leporina [sp]
- Coprinus miser
- Coprinus stercoreus

Ascobolus sp. 2

Sacc. reticulatus  
Thel. microsperma

Sp. minima