

cattle

O'Reillys,
Lamington, Qld

28°11'24"S; 153°5'33"E 27.10.99 76/99

inc 2.12

3.12 Abundant large ~~perithecia~~ in field - all dead & empty ca 0.5 - 0.7 diam. v. dark opaque walls.

Also lots of clumps of discarded spores around Podospira. (?)

Podospira, with short hairs of antheridia, hyaline at tip. up to 50 long. ♂-sp ✓

prominent, dark tipped by app ca 30⁻⁴⁰ long -
Spores 51-54 x 27-28

2u apps Short simple sea in ascus. Same as for immature spores also seen.



Simple, unimbricate

6.12

Conochaeta

few seen discarded spores

10-11.5 x 8-10 x 5

fimiseda ✓

hemiana ✓

P. fimiseda ✓

Asc ca 400 x 55-60 bisporate

Spores 51-58 x 25-26

1u app < 40

Ascochaeta immature ✓

♂-sp

Codoglyphus conicus ✓ 22.8 x 12-12.5

18.12

Podospira fumiseta ✓

Iodo caneros ✓

24.12

Phomatopora minutissima ✓

Spores ellipsoid hyaline,

obliquely uniseriate 5-5.5 x 3

perithecial wall dark opaque, irregular interlocking

pyriform cells. Scarcely perithecia ca 200 diam

immersed but for emergent neck.

asci ca 65 x 5

Iodo caneros ✓

Pod. fumiseta ✓

Cenococha ✓

setae scarce < 16. perithecia

Small, 160 diam. 8- Spores discoid 9-10 x 9-10 x 5
lignaria ?

Cecophora ✓

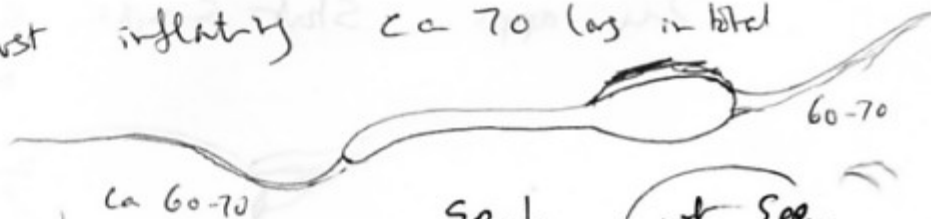
v. dense perithecia no detail of

scales / hairs visible.

Apical globule smooth, ca 5 diam.

Some loose flexuous hairs when scratched again

spores leads just inflating ca 70 long in total



Sp. 1.

not seen again see 74/99

2.1.00 Cephus miser

3.1. Phomat. minutissima ✓

Pod. fumiseta ✓

Pilobolus

pale 9.5 x 6.5-6

cryochellinus ✓

8.1 Cephus miser -

Podospira

± immersed

4.5-4.5 x 2.1-2.5

relatively tiny

perithecial neck with low ridges (patches of smaller cells)

ly 6 x 2

-schizothecoid

asci uniseriate



up to 300 long stretched?

-thin, no structure.

Pod. fumosa ✓

Podophorus canorus ✓

Cercophora immature non-setae, var. tomatinae.

neck, especially around ostiole minutely papillate
(may not be Cere)

Cercochaeta lignicola ✓

14.1 Cap. miser ✓

Pod. fumosa ✓

Podospira all round fungus hairy. 8-sp

sp. 42 x 19-22 14 app. st. 16 x 6-7
-44 -24

st. simple apical 24 app. no free spores
seen

R-Seriate See 30.1

21.1 Phanatospora minutissima ✓

PACKET

White immature waxy apo - Threaters?

Cap. miser ✓

rather apothecium, 81. discolored. 800 tall x 400 diam

Asci 480 x 55-60, apex thickened to ca 11. 32-spored.

Spores in rows hyaline, thickwalled
35-32 x 16



Threaters pelletieri

SLIDE

24.1 Threaters

- 1 apothecium dried

PACKET

Cap. miser ✓

24.1 ✓ Cop. cordisporus 4-spored



7 x 8 x 4.8

lanceolate pentagon - decipiens-type

30.1 Cop miser ✓

Sch. annuloides ✓

S-sp. 45-42 x 22-23

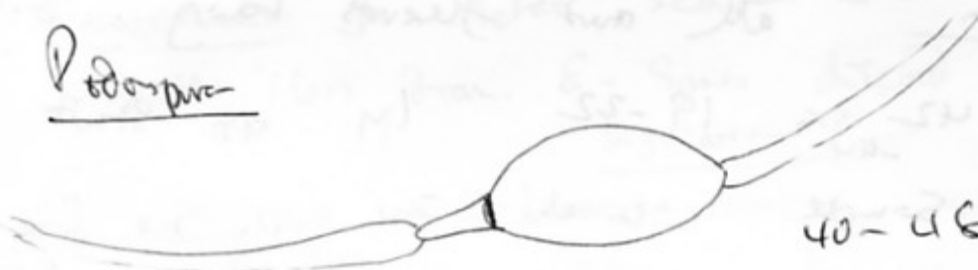
uniseriate

14 app 45 x 2.



hairy, with pores

Podospira



40-46 x 24-22

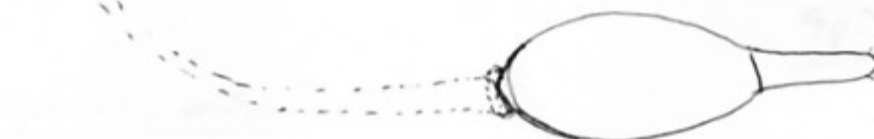
14 tapered 19-22 x 6-7 at base.

S-sp. disjuncte

dense black pentagon

no chains

scales of setae



3.2 P. fimbriata ✓

Sch. annuloides ✓

Cop miser ✓

Cop. cordisporus ✓

Podospira

immersed, glabrous pyriform

550 diam

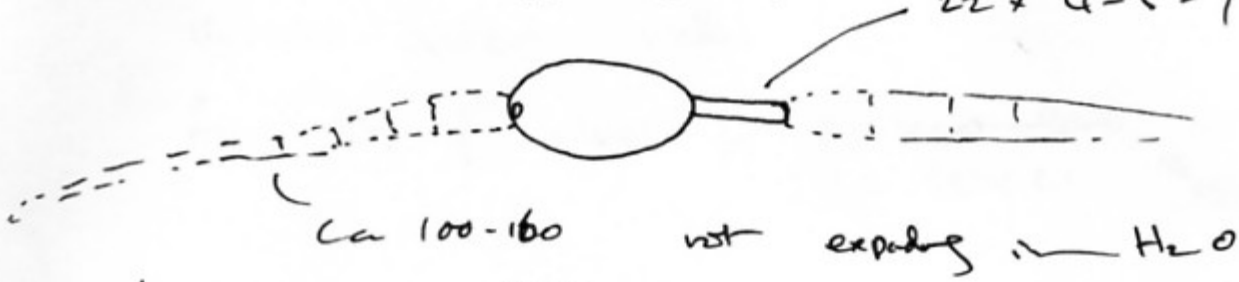
no median asci

erect head

ca 150 x 150

no median asci

6.2 Podospora Short flexuous setae/hairs at
 neck < 40. brown flexuous hairs below.
 + immersed ca 700 diam.
 Asc 8-spored broad clavate when ripe ca 380 x 100
 sp. biseriate 42-45 x 24 ²³ 22 x 4-5-7



transverse wrinkled.

cf intestinales - small - end of range of sp. size?
 see also 30.1

Sch. curvuloides ✓

Cop. miser ✓

Cop. cordisporus ✓

44 Cop. cordisporus ✓

Cop. miser ✓

Pod. of intestinales ✓

Dried 4.4

+ AB:-

- Ascobolus immersus
- Iodophanus carneus = verrucosus?
- Thecothecium pelletieri [sp] ✓
- Cercophora sp. 1
- Coniochaeta ligniaria
- Phomatospora minutissima [p] ✓
- Podospora fimiseda ✓
- Podospora intestinales? [P]
- Schizothecium curvuloides
- Coprinus cordisporus [P] [P]
- Coprinus miser [P] [P]
- Pilobolus crystallinus

Pod. pyriformis