


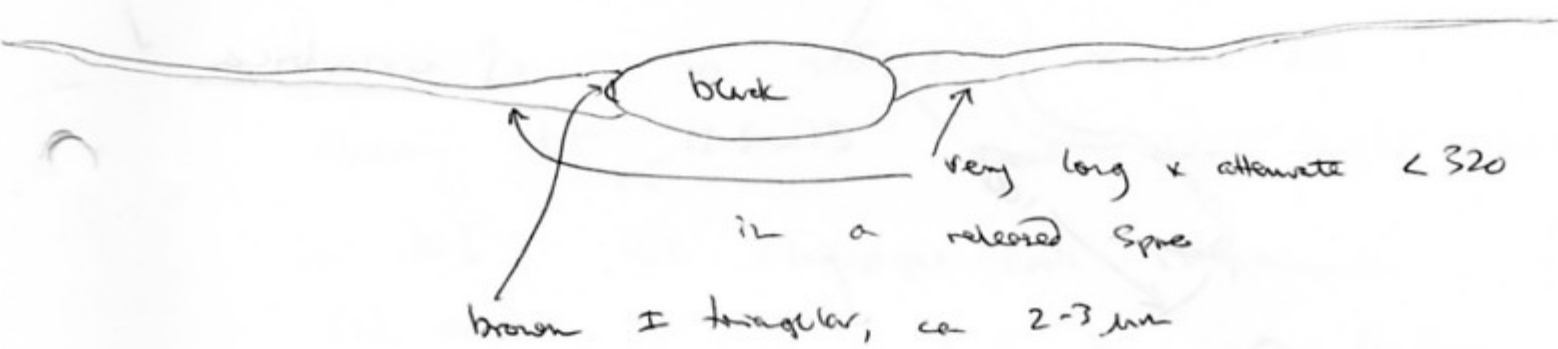
rabbit Porongrup, WA 34°39'24"S; 117°53'32"E 1.10.99 42/99

inc 1.11

3.11 Podospira? 4 Spored asci ca 290 x 35-40
long stalked

Spores black ellipsoid, basally apiculate when
whole

 61-64-70 x 27-29

 black
very long x attenuate < 320
in a released spore
brown ± triangular, ca 2-3 μm

no hairs seen, nor wrinkles on 2 apertures as illustrated
by Lundstr. but looks ok for P. australis ✓

7.11 Sporomielia 4 ER 55-61 x 10 intermedia ✓
Pod. australis ✓

Podospira small pen 275 diam x 400, with
lateral asymmetric spines < 190 + a few
single unagglutinated hairs, separate. 8-spored.

Asci cyl-clavate, bisseriate. ✓

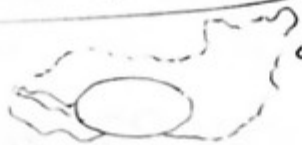
Spores 29 x 16, apical g.p. by app 16 x 6
-32



in II vague cleavages all round

mostly imbricate, but no
size of 2c app

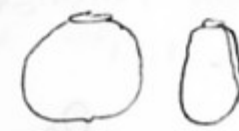
no definite zyg



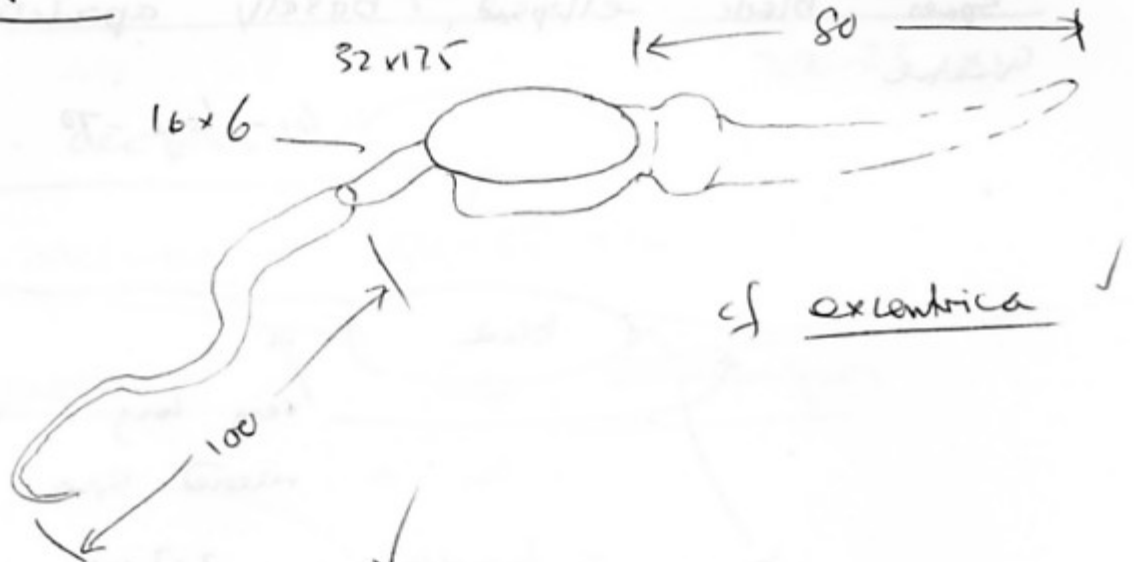
cf. 4/1/99, but ascus shape
different.

See over

Cap. mser developing?

11.11 Coprinus Spores $8 \times 8 \times 5$ mser 

Podospira



17.11 Podospira cf excentrica

Perithecia, with radiating ostioles & upper

(?) half hairs, not inflated, septate, pale, blunt at tip. curved at base, but not agglutinated < ca 200 long. imbricate

30.11 Large single immersed perithecia, covered in white tomentum - Hypocrepia sp. 2

width	Sp. 1	Sp. 2	g. slit
22.5	x 12.8		10
24	x 12.8		11
22.5	x 12.5		12.8
23	x 11.8		10.
24	x 12.5		12.5

germ slits distinct and wide. Spores ellipsoid, not pointed or strongly asymmetrical. Some misshapen. Long to check pore in lvs before reuniting in PLVP

Sp. intermedia

Pod. decipiens

8.12 Camarospora multispored setae < 65
spores small discoid $8 \times 7 \times 3.5-4$

~~Small perithecia only:~~

ca 275×400

Kansenii ✓

Sporiumella spores UER 64×11.5 tenetispores ✓

18.12 Pod. decipiens S.sp. ✓

Pericentria ✓

Hypocarya sp $22.5-25.5 \times 12.5-12.8$

germ slit 11.5 $12.8-13$ pore clear bright blue

in KI st. champagne cork slope il

old asci - spores gone



ca 6 diam.

SP. 2 ✓

23.12 Pod. excentria ✓

Pod. decipiens ✓ S.sp

Sp. intermedia ✓ 56×10

Coproses Saxidicampispor ✓ asci 90×26

spores 12.5×8

1.1.00 1mm Sphaeria?

Cop. Saxidicampispor ✓

Sp. intermedia UER 55×11 intermedia ✓

Podospira ✓ Pory spore



broad 2y

Asci saccate ca $270 \times 60-70$

$20.5-22.5 \times 12.5-13$

$12-13 \times 6$

a few short straight setae, non-agg, ca 60
no 2c apps seen, but asci + ly app i. like P. bifida long

lunate Hypocarya ✓ intense blue in KI -
'champagne cork' 8-9 long $\times 6.5$ diam. $\times 2-3$

6.1 Pod. excentrica ✓ Pod australis ✓

Pyrenium - glaucous toment, with ostiolar setae.
Spores uniaxial, attenuated ca 4 x 1

13.1 Coprotus Sexdecemsporus ✓ Asc. hawaiiensis ✓
22-23 x 10

Pod. decipiens ✓

14.1 Sp. intermedia ✓ 54-55 x 10

Pexcentrica ✓ Cop Sexdecemsporus ✓

Dried 19.1

- Ascobolus hawaiiensis
- Coprotus sexdecemsporus
- Coniochaeta hansenii
- Hypocpra sp. 1 [p]
- Podospora australis
- Podospora bifida?
- Podospora decipiens
- Podospora excentrica
- Sporormiella intermedia
- Sporormiella teretispora
- Coprinus miser