


18.11 Peltobas sp. pale ellipsoid 6-7 x 4 ✓


5.12 Coprinus heptemeris ✓

Sordaria 19-20 x 11-12 fumicola ✓


Thelebas microporus spores basinate


asci 65-70 x 11-12 spores 8 x 4 pores


Capitate, yellow green, to 5 diam.

Ascobas  sp 26 x 14.5

Sp. 4 ER. fragmentary 28 x 3.5 stictates (see 12.12) ✓
minima ✓

Ascobas  sp. 16-18 x 9.5
ovilateral asc. yellow green interparaphysed

asci
Some smaller spores also present furthensis ✓
10 x 6.5


Ascobas ellipticus ✓ 22-24 x 12.5-13 
"jig saw" excipulum

12.12 Cop. stictates ✓ sp. minima ✓


Ascobas  29 x 16 stictates ✓

Ascobus sp  16.5-19.5 x 10

Crenulate yellowish-brown apothecia ✓

Sordaria sp broad ellipsoid sp 20-21 x 16-17.5 ✓

very thick wall. humana ✓

15.12 Ascobus sp  11-13 x 6.5

Crenulate


T. microsporus ✓

31.12 T. microsporus ✓ Sch. tetrasporum 4-sp ✓

19-21 x 10

Sordaria spores 19.5-21 x 10, good thick wall. ✓

Pilobars as 8-11 fungicola ✓

Ascobus spores as 26 x 16 

Stictidaria ✓

Sp. intermedia CER 51.5-54.5 x 10.5-11.5

Discarded 31.12