

24.8 Sp. 4 ER 55-57-58 x 10 intermedia ✓

20 Ascobius spms, rough ellipsoid 30-31 x 16.

Pilaira ~~noeavi~~ ✓ sp pale, ellipsoid 10-13 x 6-8

29.8 Pilaira ✓ 1 much ~~here~~ asc. clavate,

Spores 26 x 13 Paras Simple, vit clavate/apitater
3 wide. K1 +ve blue

31.8 Ascobius ? Still immature uncoloured spores
32 x 15-16, ellipsoid
- St. fixed tapered towards poles. gel all round.

Sp. intermedia ✓

3.9. Ascobius ✓ still not maturing some white, others

darker. excipular cells ca 15, polygal angular,
some tending to be in ± vertical linear rows
apothecia 270-550 diam, cleistothecial, opening with pressure
K1 +ve. Paras Simple 3-4 wide

12.9. Sp. intermedia ✓

Ascobius sp  32-35 x 16 ✓

if Strickland ✓

but uncoloured in vit being immersed

19.9 Ascomycetes pure white Spores with the

occasional - crudi



19-21 x 9.5-10

paras hyaline, 2.5-3.

Asci 260 x 29

occurrence of glucose parenchymatous all < 20 diam brachyphilus

A. str'cladus ✓

22.9 A. brachyphilus ✓ lateral collected for Lebrun

fruity on paper as well as dung. Spores appear relatively large 22.5 x 9-9.5

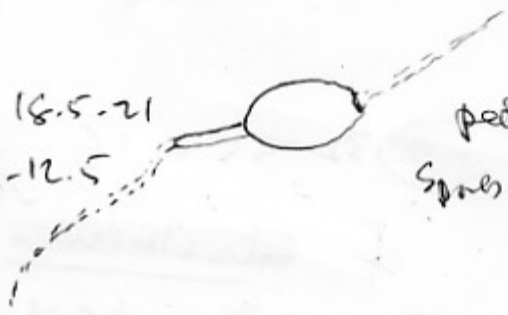
26.9 A. brachyphilus → A. str'cladus small dendrothecial

large, white apothecia on paper + dung, ad sides ↓ darker < ca 500 diam.

2.11 P. obscura. Symmetrical bifid - setae.

825 high x 620 diam, setae 1/4 ft. < 240 long polysepted broad asci 128? spores,

spores 18.5-21 x 11-12.5




pedicel spores



not clear if not liberated ca 10-11 x 3 in young hyaline spores in ascus

Sclerose spores (but sclerose use also conozilla?)

A. brachyphora



21 x 9



20.5 x 9



20.2 x 10

Spores
Asci



21 x 9.5



21 x 9.5



22 x 9.6



21 x 9.5

K(M) 134328

Asci 260 x 24

gel not apparent.



21 x 9.5

Capitate fleshy st. branch, ca 1/2 mm diam

Asci cylindrical



105-125 x 25

-18
-30

exclusion of rounded paraphyses < 15-20 diam

Spores ellipsoid

12.5-14.5 x 9-10
-15



K-ve

paraphyses 3 wide, slightly curved, diverse? ✓
with branched fringes in between dist 40-50 deep.

Sp. 4ER

54.5 x 9-9.5
-57


intermedia ✓

6.10 A. brachyphora

asci 200-225 -
240 x 29-25

10.10 P. d. spore

Setae not compound, lifted or
asymmetric - spiky. Spores



16-18 x 9.5-11.2

ht from same area of paper as 2.10 specimen

Sp. intermedia ✓

15.11 P. setosus / curvicauda ✓

A. stricklandus ✓

Sp. intercedens ✓

Discarded 15.11

